

The road to graduate school

ARG Workshop



Nayda Santiago, Associate Professor, UPRM

September 26, 2011

Electrical and Computer Engineering Department

University of Puerto Rico, Mayaguez Campus

Outline

□ Portfolio

- Emotional preparation/Empowerment/Academic
- Organizations/Skills/Networking
- Fellowships/Scholarships
- Research/REUs/Publications

□ Application

- GRE/Visits
 - Recommendation Letters
 - Process
-

Ask yourself the following questions...

- Why am I studying this?
 - Is this my passion?
 - Why do I want to attend graduate school?
 - Am I preparing myself for graduate school?
-

Activity

- In 3 minutes, write down a description of your strengths and why you are valuable for X or Y graduate school.
 - Why should they select you over the rest of the candidates?
 - Elevator pitch – When you sell yourself in the time it takes an elevator to go from the first to the last floor.
-

Activity

Share this information with us.
Volunteer

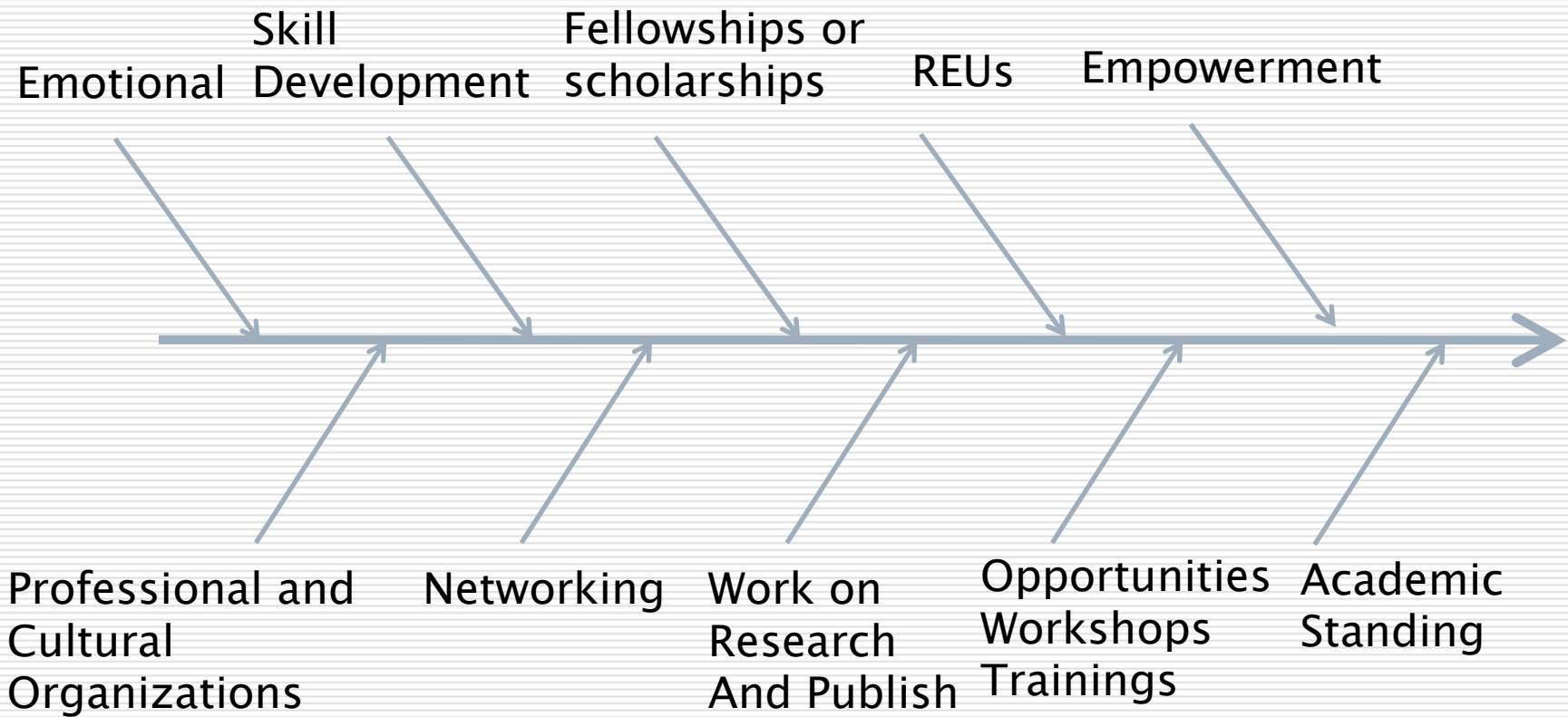
What is a portfolio?

- The materials collected representative of a person's work.
 - How does a portfolio look like?
-

Let's look at an Statement of Purpose (SOP)

- Divide in groups
 - Ms Marisel Villafane has shared with us her SOP.
 - Read Marisel's SOP
 - How does her portfolio look like?
 - How do you think she prepared for grad school?
-

Portfolio Spinal Cord



Spinal Cord

□ Emotional

- "In sum, graduate work takes initiative, independence, perseverance, acceptance of responsibility, and a general freedom from emotional conflict and anxiety. The benefits of going to graduate school, especially a top-ranked school, are enormous, but they demand a high price in sweat and anxiety... We wish you well!" (Fretz and Stang, 1980).
 - Surround yourself of people who support your dream of getting the PhD and your goals/positive
-

Spinal Cord

□ Emotional

- "In sum, graduate work takes **initiative, independence, perseverance, acceptance of responsibility, and a general freedom from emotional conflict and anxiety.** The benefits of going to graduate school, especially a top-ranked school, are enormous, but they demand a high price in sweat and anxiety... We wish you well!" (Fretz and Stang, 1980).
 - Surround yourself of people who support your dream of getting the PhD and your goals/positive
-

Spinal Cord

Empowerment

- Don't be afraid
- Don't put yourself down
- Know your rights



Academic Standing

- Read, read, read
- Study, study, study
- Discipline



Spinal Cord

□ Professional and Cultural Organizations

- Leadership roles
- Exposure
- Diversity
- Supports Networking
- Grow as a person



Spinal Cord

Skill Development

■ Effective Communication

Writing, Presenting, Posters, Papers

Volunteer



■ Leadership

■ Teamwork

■ Independent work

■ Time management

■ Technical skills



Spinal Cord

- Networking
 - Talk to faculty
 - Company employees
 - Research areas
 - State of the art
 - Opportunities
 - Collaborations



Spinal Cord

Fellowships and Scholarships

■ Why



- Open opportunities
- Build Curriculum Vitae
- Honors



Spinal Cord

- Research and Publish
 - Build your path to a grad school expertise area
 - Establish your credibility and relations in an area
 - Exposure to opportunities / scientific community

- REUS/Summer research
 - Opportunity to explore diverse research areas
 - Be known by researchers
 - Know the university of your choice



Once the portfolio is almost
done...

Now what?

Timeline

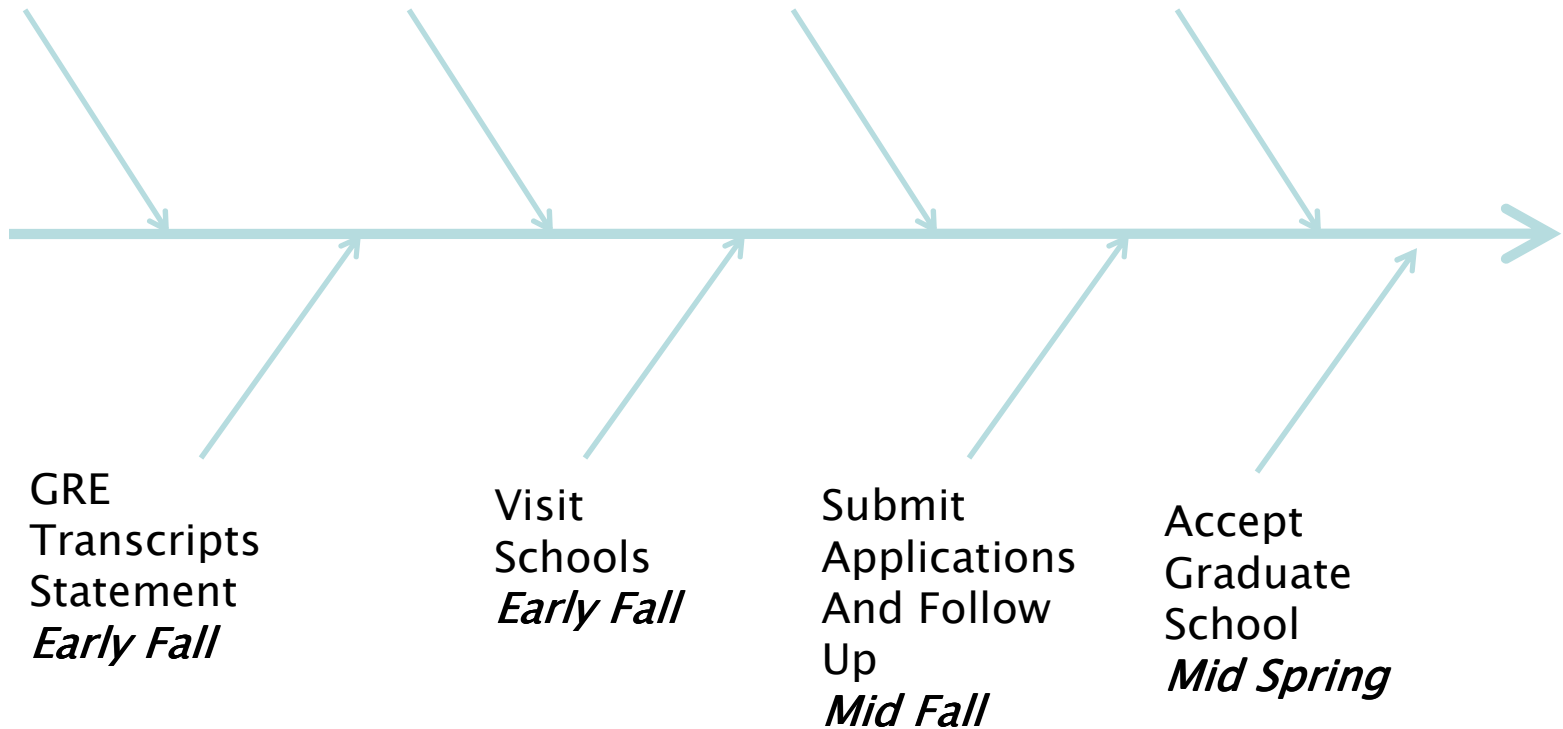


Study for GRE
Explore grad programs
Request info
Funding sources
Contact faculty
Summer

Fill out
Scholarships
Early Fall

Complete
Forms
Ask
recommendation
letters
Mid Fall

Receive Admission
Letters
Mid Spring



GRE
Transcripts
Statement
Early Fall



Visit
Schools
Early Fall

Submit
Applications
And Follow
Up
Mid Fall

Accept
Graduate
School
Mid Spring

Application

- Summer
 - Study for GRE
 - Explore grad programs
 - Request info
 - Funding sources
 - Apply for free campus visits
 - Contact faculty



Application

Early Fall

■ Examinations

GRE

- Look for fee reduction certificate!

TOEFL

■ Request Transcripts

■ Write Statements – share with professors and writing centers for revision

■ Ask for recommendation letters

Tips

□ GRE Realities

□ Contact Project 1000: Apply up to 8 schools for free!

■ <http://mati.eas.asu.edu:8421/p1000/>

□ Contact CIC: Apply up to 13 schools for free!

■ <http://www.cic.net/Home.aspx>

Application

Mid Fall

- Visit schools of your interest

- Fill out applications:

 - Schools

 - Fellowships




- Follow up on your applications!

Application

□ Spring

- Receive admissions notifications!
- Accept Graduate School



Activity

- How are you preparing?
 - Fill out the form “Planning your steps to get into graduate school”.
 - Fill out the dates for your
 - GRE
 - Visits to campuses
 - Statements / Essays
 - Application Deadlines
 - Recommendation letters


10 minutes

Summary

- Two components for your preparation for graduate school
 - Building your portfolio
 - Timelines for your application process
 - Both are important
 - Portfolio – constructs the basis for your skills, experiences, and personal statement
 - Application – several deadlines before the application is submitted.
 - **PLAN!!!!!!!!!!!!!!!!!!!!** (Failing to plan is planning to fail)
-

We wish you success!

It is not luck; it is planning.



References

- ❑ Fretz, B.R. & Stang, D. J. (1980).
Preparing for graduate study in
psychology: NOT for seniors only!
Washington DC: American
Psychological Association.
 - ❑ CIC Booklet
-

Questions?

Nayda.Santiago@ece.uprm.edu
